

## Innreiseskjema til Maldivene

For at myndighetene lettere skal kunne spore og begrense covid-19-smitte, har Maldivene innført kontroll ved innreise.

I skjemaet skal du blant annet fylle ut person- og helseopplysninger samt informasjon om hotellet ditt på reisemålet. Følgende sider gir en oversikt over dette.

Skjemaet er tilgjengelig online på [Imuga - Maldives Immigration](#)

**Skjemaet kan tidligst fylles ut 96 timer før avreise, og det må være fylt ut ved avreise.**

**Alle reisende (også barn) skal ha et gyldig innreiseskjema.**

Vær oppmerksom på at myndighetene på kort varsel kan gjøre endringer i innreiseskjemaet. **Dette er gjeldende versjon pr. 7 juli 2022.**

# Utfylling av skjema

For å unngå feiloversettelser av f.eks. navn på flyselskap bør du fylle ut den engelske versjonen av skjemaet. Bruk derfor ikke oversettelsesfunksjonen i nettleseren.

## 1. Du starter ved å velge "Arrival"

IMUGA Dhivehi Passport Visa Health Declaration Maldives Border Miles Send a Letter

Traveller Health Declaration

All the travellers must submit online health declaration form within 24 hours prior your departure to Maldives.

CHINESE ENGLISH

**COVID-19 Travel Advisory**

- Effective from 23rd July 2021, Maldivians and Work Visa Holders are allowed to travel to the Maldives and to comply with the following requirements:
  - Maldivians and Work Visa holder Should hold a valid negative PCR test result with a sample taken at most 96hours prior to embarkation at first port enroute to Maldives.
  - Individual(s) who have received all the prescribed doses of a Covid-19 vaccine that has been approved by Maldives Food and Drug Authority or WHO for emergency (EUL: Status of COVID-19 Vaccines within WHO EUL/PQ evaluation process), and completed 14 (fourteen) days (prior to date of arrival) after the prescribed dose(s) of a vaccine, will not have to quarantine. Children who are not eligible for vaccination, accompanying the aforementioned individual(s) can also travel without having to quarantine. Individual(s) (including children) traveling with this exemption, should do a PCR test between 5-7 days from arrival in Maldives
  - The individual(s) who have tested positive for COVID-19 in the Maldives and recovered; if not exceeded 60 (Sixty) days from the date of positive sample collection, will not have to quarantine. Children who are not eligible for vaccination, accompanying the aforementioned individual(s) can also travel without having to quarantine. Children traveling with this exemption should undertake PCR testing between 5-7 days from arrival.
  - Those who do not fit into the criteria stated above in (b) and (c), would be required to quarantine for 14-days (fourteen) after arrival to Maldives. Such individual(s) must obtain a negative PCR test result on completion of the 14 days, before they are released from quarantine.
- Tourists must have a hotel reservation confirmation for the entire stay in a registered tourist facility.
- Effective from 26th July 2021 onwards, Tourists intending to check-in or stay at tourist facilities in inhabited islands will be Permitted if;
  - they have completed prescribed dose(s) of a COVID19 vaccine (approved by World Health Organization Emergency Use Listing (EUL) or Maldives Food and Drug Authority), and at least 14 (fourteen) days have passed after the completion of the prescribed dose(s), and
  - hold a negative result for a nucleic acid test (PCR tesQ for COVID-19 with sample taken at most 96 hours before departure from the first port of embarkation.
- Effective from 08th July 2021, Work Visa holders originating from South Asian countries are allowed to travel to the Maldives but they are obliged to comply with the **Quarantine Guidelines for Work Permit Holders Travelling from South Asia**
- Tourists are required to follow guidelines in place by the Ministry of Tourism <https://tourism.gov.mv>
- Travelers who develop COVID-19 signs and symptoms will be tested for COVID-19 and if the test result is positive, the traveler will be subject to isolation as per the Health Protection Agency protocols.
- Travelers who are contacts of COVID-19 cases will be subject to quarantine as per the Health Protection Agency protocols.

Last Updated: 30 Aug 2021

Arrival **1**  Departure

Laste opp et bilde av ditt pass



Arrival

Choose File No file chosen

Take a photo of passport data page. Personal data captured through this image will be collected only to fill-up the Traveller Declaration, no information will be stored or shared beyond this purpose.

Skip Upload

# Utfylling av skjema

Du skal nå fylle inn personlige opplysninger.

1. Velg din nasjonalitet
2. Velg grunnen til reisen din  
De fleste reiser med Ving er feriereiser. Hvis dette også er tilfellet for deg skal du velge "Holiday".
3. Skriv inn fornavn
4. Skriv inn etternavn
5. Velg kjønn
6. Velg fødselsdato
7. Skriv inn passnummeret ditt
8. Angi utløpsdato på ditt pass
9. Velg det landet du er født i
- 10- Skriv inn e-postadressen

## NATIONALITY 🇸🇪

Swedes

1

## PURPOSE OF VISIT

Holiday

2

## PERSONAL DETAILS

Given Name(s)

Given Name(s)

3

Surname / Last Name

Surname / Last Name

4

Sex

5

Date of Birth

Select a date

6

Passport Number

Passport Number

7

Passport Expiry

Select a date

8

Country of Residence

Select...

9

Email

Email

10

Mobile Number

+

eg. 960123456789

11

VING

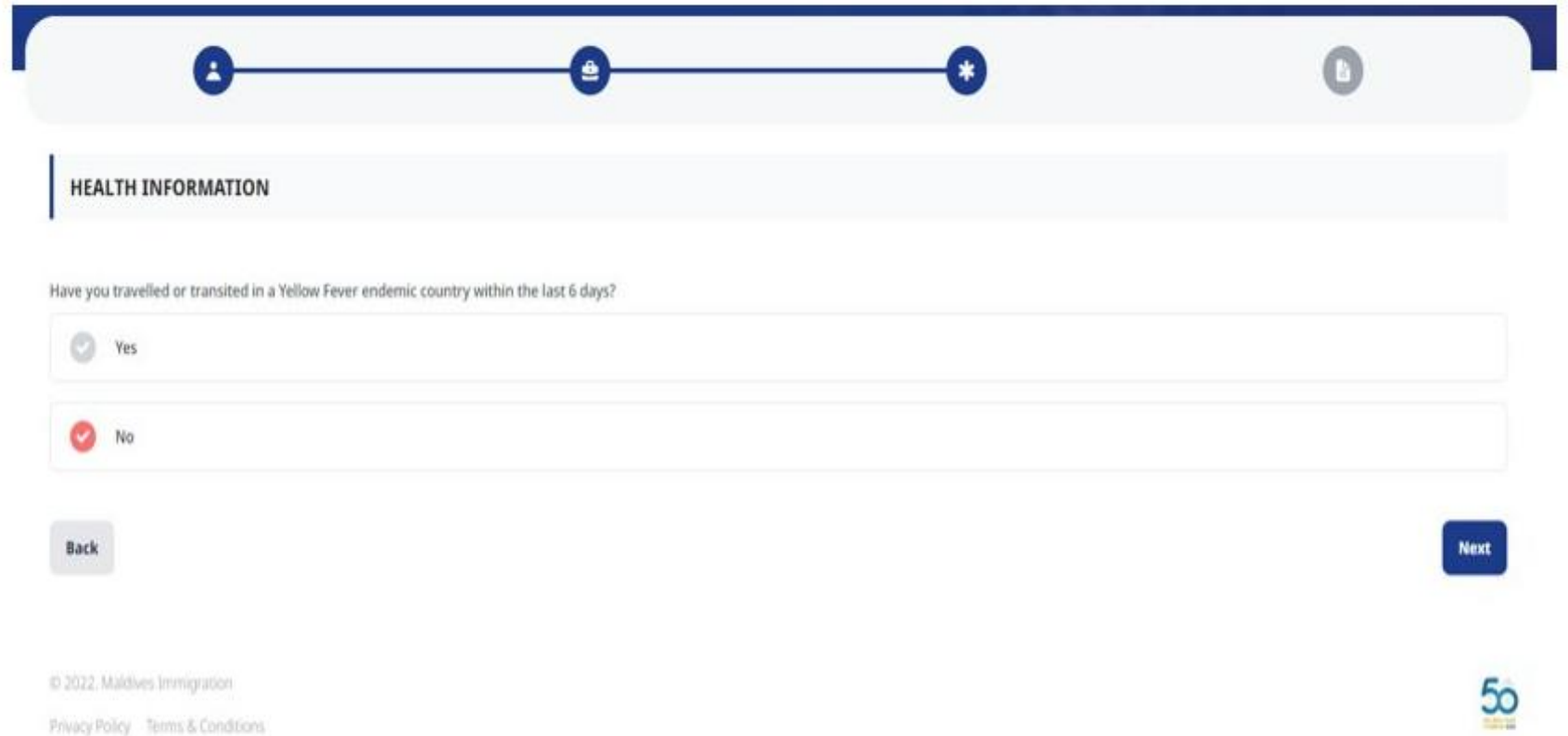
# Utfylling av skjema

Du skal nå fylle ut transportopplysninger. Du finner all informasjon om dette på din billett eller på Min Side på Ving.no

1. **Velg hvilken flyplass du skal fly til**
2. **Velg ankomstdato**
3. **Velg om du ankommer med fly eller med båt**  
**Reiser med Ving er i utgangspunktet med fly, og du skal derfor velge "By air"**
4. **Skriv inn flynummeret ditt**  
Ofte er det en mellomlanding når man flyr til Maldivene. Hvis du har en mellomlanding på din reise, skal du skrive flynummeret på flyet som ankommer Maldivene.
5. **Skriv inn setenummeret ditt på flyet (Ikke obligatorisk)**
6. **Skriv antall dager du skal være på Maldivene**
7. **Angi avreiseland**
8. **Angi flygselskapets referansenummer , det finner ni på er billett**
9. **Angi reisemål etter Maldivene**
10. **Ange hvor du ska bo**

TRAVEL DETAILS	
Port of Entry	Date of Arrival
1 <input type="text" value="Select..."/>	2 <input type="text" value="Select date"/>
Mode of Transport	Flight/Ship Number
3 <input type="text" value="Select..."/>	4 <input type="text" value="eg. MI123"/>
Seat/Deck Number (Optional)	Duration of Stay
5 <input type="text" value="eg. 08A"/>	6 <input type="text" value="Duration of Stay"/> Days
Country of Departure (Origin)	PNR Number (Booking Reference)
7 <input type="text" value="Select..."/>	8 <input type="text" value="eg. ADF657DJK"/>
Next Destination After Maldives	Select the resort/island where you'll be staying <small>If you are staying on a liveboard, please select K. Male'</small>
9 <input type="text" value="Select..."/>	10 <input type="text" value="Select..."/>

Angi om du har vært i et land hvor gulfeber er vanlig de siste 6 dagene



The screenshot shows a digital form titled "HEALTH INFORMATION". At the top, there is a progress bar with four icons: a person, a passport, a star, and a document. The main question is "Have you travelled or transited in a Yellow Fever endemic country within the last 6 days?". There are two radio button options: "Yes" (which is currently selected) and "No". At the bottom of the form, there are "Back" and "Next" buttons. The footer contains the text "© 2022, Maldives Immigration", links for "Privacy Policy" and "Terms & Conditions", and a "50" anniversary logo.

**HEALTH INFORMATION**

Have you travelled or transited in a Yellow Fever endemic country within the last 6 days?

Yes

No

[Back](#) [Next](#)

© 2022, Maldives Immigration  
[Privacy Policy](#) [Terms & Conditions](#)



50

Her laster du opp et bilde av deg selv

Bildet skal være fra rett foran og vise hele ansiktet.

Hatt, caps og solbriller skal ikke være med.

**DOCUMENTS**



- Show your full-frontal face.
- Face should be relaxed and centered.
- Caps, hats and dark glasses are not acceptable.
- Religious headwear is allowed but it must not cover your face.
- JPEG/PNG format, size less than 3MB.

A Photo of Yourself (.png / .jpg)

Please select a file Select files

I declare that the information I have given in this application is truthful, complete and correct, and I agree to the [Terms and Conditions](#) and [Privacy Policy](#)

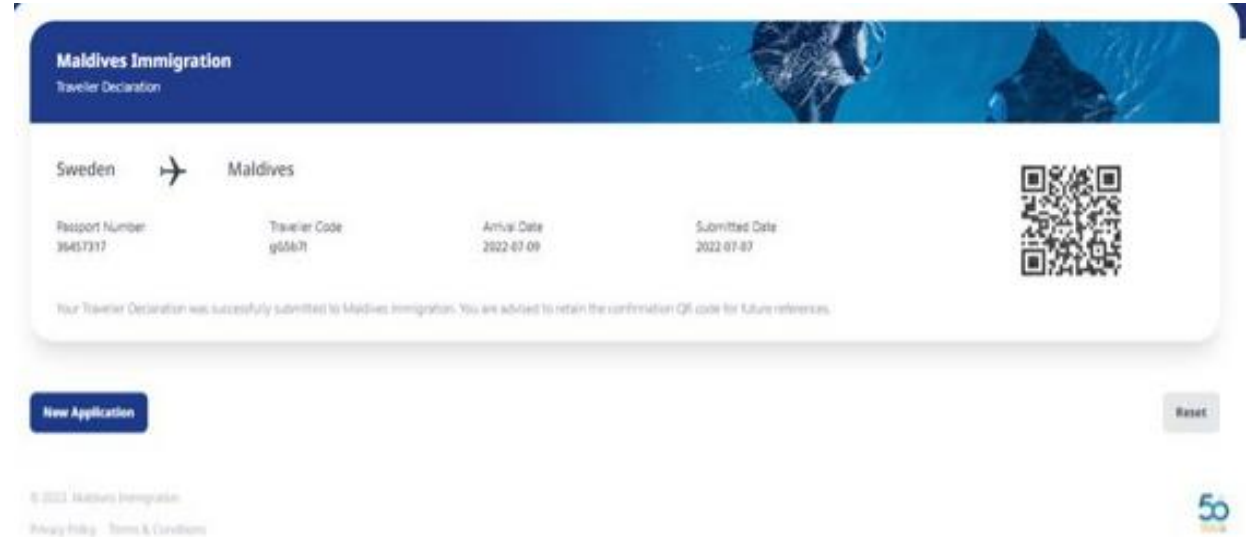
Back Submit

# Fullføring

Ferdig! Du har nå fylt ut innreiseskjemaet.

Vi anbefaler at du tar vare på all dokumentasjon på at du har fylt ut skjemaet, hvor det skulle oppstå tvil ved ankomst til Maldivene.

1. **Spara QR-koden, og gjem den så du kan vise den ved ankomst**



The screenshot shows the Maldives Immigration Traveler Declaration form. The form is titled "Maldives Immigration" and "Traveler Declaration". It displays the following information:

- Origin: Sweden → Destination: Maldives
- Passport Number: 36457317
- Traveler Code: g66b7l
- Arrival Date: 2022-07-09
- Submitted Date: 2022-07-07

A QR code is visible on the right side of the form. Below the form, there is a message: "Your Traveler Declaration was successfully submitted to Maldives Immigration. You are advised to retain the confirmation QR code for future references." At the bottom of the form, there are buttons for "New Application" and "Reset". The footer includes the copyright notice "© 2022 Maldives Immigration" and links for "Privacy Policy" and "Terms & Conditions". A "50" logo is also present in the bottom right corner.

## VIKTIG!

Som reisende er du selv ansvarlig for å fylle ut alle innreisedokumenter fullstendig, korrekt og i tide, før avreise. Hvis du ikke har fylt ut innreiseskjemaet vil du bli nektet innreise i landet, og vil derfor allerede på avreiseflyplassen bli nektet ombordstigning. I slike tilfeller vil man ikke få refundert reisen.